

HIGH POWER DIODE LASER


ALC-670-1000-CB

The C-mount is an ideal component for quick prototyping and laboratory setups. However, the maximum output power is typically limited by the inherently sub-optimal heat dissipation properties of the C-mount itself.

Please contact us to discuss the best package option for your application.

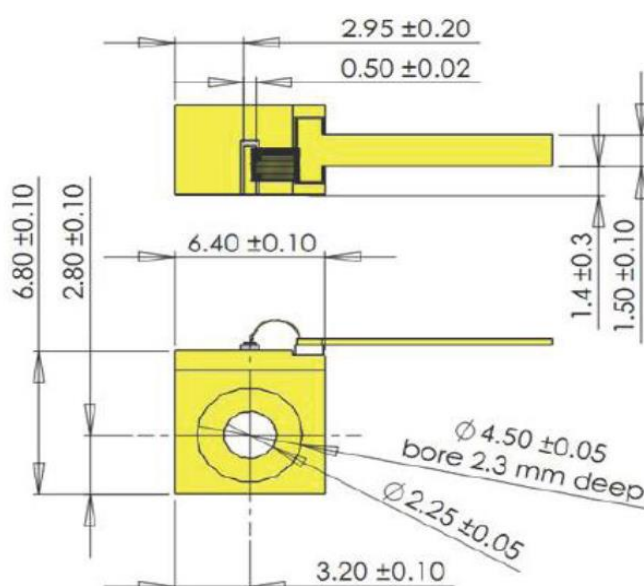
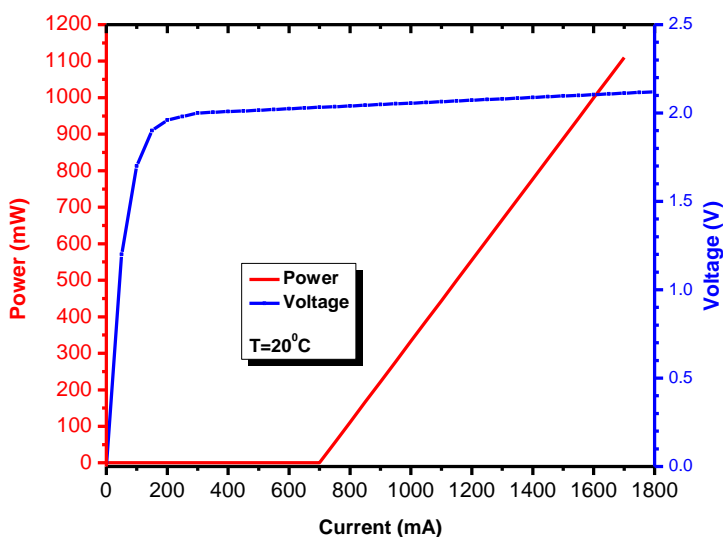
Applications

- Medical
- Research



Specifications

Optical Parameters	Units	
Center Wavelength	nm	670
Wavelength Tolerance	nm	±3
Spectral Width (FWHM)	nm	1.0
Wavelength Temp. Coefficient	nm/°C	0.5
Output Power	mW	>1000
Operating Current	mA	1700
Operating Voltage	V	<2.2
Threshold Current	mA	700
Emitter width	µm	150
Beam divergence fast axis, FWHM	degrees	40
Beam divergence slow axis, FWHM	degrees	7



These components do not comply with the Federal Regulations (21 CFR Subchapter 1) as administered by the Center for Devices and Radiological health.

Purchaser acknowledges that his/her products must comply with these regulations before they can be sold.

Akela laser Corporation reserves right to change any specifications.