


## HIGH POWER DIODE LASER

ALC-635-600-CB

The C-mount is an ideal component for quick prototyping and laboratory setups. However, the maximum output power is typically limited by the inherently sub-optimal heat dissipation properties of the C-mount itself.

Please contact us to discuss the best package option for your application.

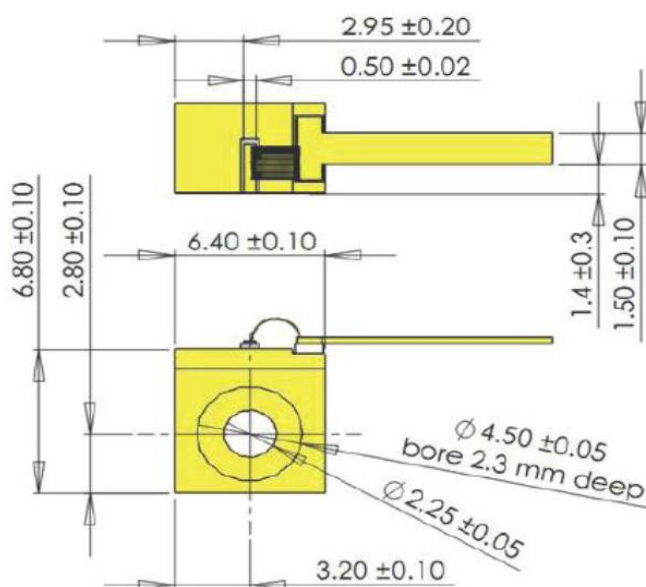
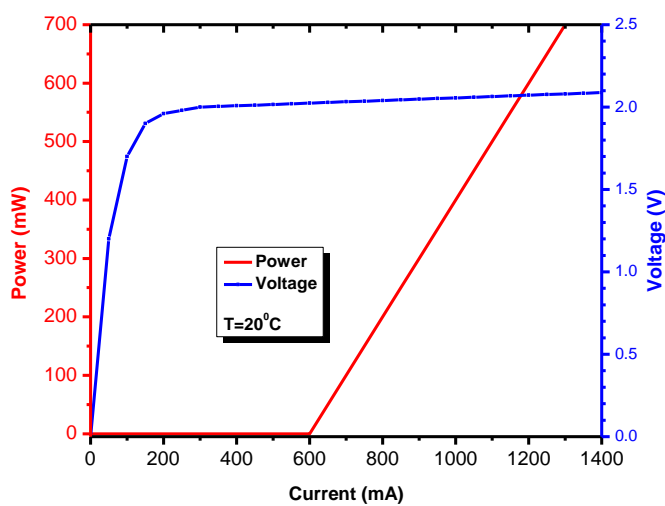


### Applications

- Medical
- Solid State Laser Pumping

### Specifications

Optical Parameters	Units	
Center Wavelength	nm	635
Wavelength Tolerance	nm	±3
Spectral Width (FWHM)	nm	1.0
Wavelength Temp. Coefficient	nm/°C	0.38
Output Power	mW	>600
Operating Current	mA	1200
Operating Voltage	V	<2.2
Threshold Current	mA	600
Emitter width	µm	150
Beam divergence fast axis, FWHM	degrees	34
Beam divergence slow axis, FWHM	degrees	7



These components do not comply with the Federal Regulations (21 CFR Subchapter 1) as administered by the Center for Devices and Radiological health.

Purchaser acknowledges that his/her products must comply with these regulations before they can be sold.

Akela laser Corporation reserves right to change any specifications.